


WINGET

REVERSING DRUM MIXERS
'R' RANGE



300R, 400R, 500R

WINGET
REVERSING DRUM MIXERS
'R' RANGE



discharge cone
(standard fitting)



water feed pipe and
water tank with calibrated
pointer for measured discharge




mechanical batchweigher
accurate to +/- 3%
(optional extra)



jack-legs are lowered
during mixing for stability,
swivelling front axle aids
site manoeuvrability



hopper raises hydraulically
for drum charging



flowmeter available as
no cost option instead
of water tank



Lister Petter air cooled
diesel engine (or 3 phase
415 volt electric motor)



powerful hydraulic
feed hopper

Heavy duty, reversing drum, mechanically fed concrete mixers offer reliability and simplicity for a long, productive life

High capacity mixers capable of producing up to 24 batches per hour. Available in 3 sizes: 300R - 7.2m³ / hour. 400R - 9.6m³ / hour. 500R - 12m³ / hour

Standard machine includes water tank (or flow meter as a no cost option) and hydraulically operated feed hopper

Available with optional extras: batchweigher, dragline feeder, discharge cone with rubber extension, feed apron

Rugged and durable Lister Petter air cooled diesel engine (available with hand / electric start) or powerful 415 volt, 3 phase electric motor

Towable chassis with 4 pneumatic tyred wheels. Jack-legs on each corner provide stability when mixing and allow removal of wheels for safe storage

WINGET is an ISO9001 accredited company

Efficient after sales spares service through Winget's worldwide distributor network

300R
400R
500R

300R
400R
500R

WINGET
REVERSING DRUM MIXERS
'R' RANGE



Standard Equipment

Chassis: Heavy duty, steel section, towable chassis with swivelling front axle and four pneumatic tyred wheels for excellent site mobility.

Engine: Lister Petter hand start, air cooled diesel (electric start optional)
 300R & 400R - TR2 13kW (17.6hp), 500R - TR3 20kW (27hp)
 or 415 volt 3 phase, 50Hz, electric motor driven,
 300R - 7.5kW (10hp), 400R - 11.2kW (15hp), 500R - 14.9kW (20hp)

Drum: Heavy gauge, spun and rolled drum with proven paddle design for thorough, efficient mixing and long life. Fitted with heavy duty drum rollers and sealed shaft bearings for reliability.

Driveline: Smooth reversible drum action, controlled by a single lever, is provided by the heavy duty gearbox with oil immersed clutches.

Water Tank: Automatic filling and manually controlled, measured volume discharge. Amount of water discharged is pre-set by a pointer over a graduated scale on the reservoir.

Feed Hopper: Hydraulically operated loading hopper with high discharge angle ensures rapid and clean feed of materials into drum. Hopper holds sufficient material for a full batch mix.

Capacities	300R	400R	500R
Mixed batch output (wet output)	300 ltrs	400 ltrs	500 ltrs
Nominal capacity (dry unmixed input)	400 ltrs	600 ltrs	750 ltrs
Gross drum volume	1600 ltrs	2100 ltrs	3200 ltrs
Drum speed	14 rpm	14 rpm	14 rpm
Maximum production rate (per hour)	7.2 m ³	9.6 m ³	12 m ³
Dragline shovel capacity	140 ltrs	140 ltrs	140 ltrs

Optional Equipment

Electric Start: Diesel powered mixers use a hand start system as standard but can be specified with electric starting. A hand starting option is retained as a back-up.

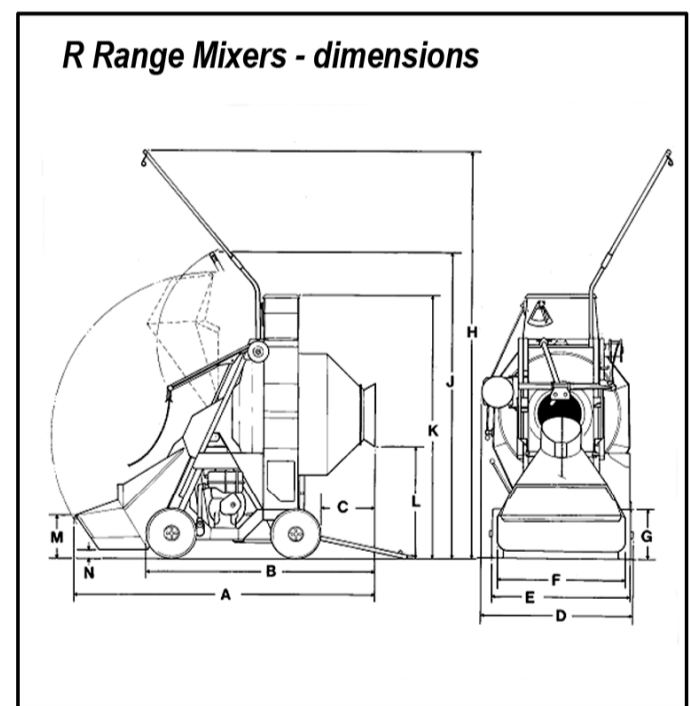
Batchweigher: The Winget Batchweigher is designed around a mechanical parallel link which ensures that when the feed hopper is lowered into the loading position, it rests precisely against a hydraulic load-cell located on the mixer chassis. This system provides constantly accurate weight control of the materials fed into the hopper regardless of load distribution. A large weigh dial clearly calibrated in 5kg (11lb) increments, gives the operator an accurate and progressive readout. Weighing is further assisted by a re-set facility and three adjustable markers which can be pre-set for each type of aggregate.

Dragline feeder: The Dragline Feeder maximises output from Winget hopper-fed mixers by enabling one man to keep the mixer continuously charged with materials. A powered feed shovel, under direct operator control through a switch on the shovel handle, is drawn towards the mixer on a wire rope operated by a hydraulic winch. The filled shovel is then discharged easily into the feed hopper.

Feed Apron: A converging steel ramp provides a direct path for the dragline feed shovel up to the feed hopper, greatly simplifying hopper charging. Dividing partitions keep coarse and fine aggregates separated. The feed apron also prevents aggregate from building up underneath the feed hopper, ensuring batchweigher accuracy by eliminating discrepancies which may otherwise result from material 'build-up'.

Rubber Discharge Cone: R Range mixers are supplied with a standard discharge cone. An optional, extended rubber edged cone is available which enables accurate discharge into a placing vehicle without spillage and, at the same time, offers protection to the mixer drum.

Dimensions	300R	400R	500R
A Overall length (hopper lowered)	3.33m	3.71m	4.14m
B Length (to front wheels)	2.50m	2.81m	3.05m
C Discharge clearance	0.36m	0.66m	0.66m
D Overall width	1.82m	1.82m	1.82m
E Hopper width	1.50m	1.50m	1.50m
F Wheelbase (between wheel centres)	1.62m	1.62m	1.62m
G Height of wheels	0.72m	0.72m	0.72m
H Overall height (to top of dragline jib)	4.88m	4.88m	4.88m
J Height (hopper raised)	3.77m	3.77m	3.96m
K Height to top of water reservoir	3.14m	3.14m	3.23m
L Discharge height	1.37m	1.37m	1.37m
M Hopper loading height	0.52m	0.52m	0.52 m
N Ground clearance (hopper)	0.10m	0.10m	0.10m
Machine weight (basic machine)	2325kg	2420kg	2610kg
Cube (free standing in shipping format)	12.69m ³	12.69m ³	14.59m ³



WINGET

Winget Limited
 PO Box 41, Edgefold Industrial Estate
 Bolton, BL4 0LS, England.

Tel: +44 (0)1204 854650, Fax: +44 (0)1204 854664
 email: sales@winget.co.uk, www.winget.co.uk

Dealer Stamp



a **Seddon** Group Company



Mixers for operation in the EC are CE Marked

Due to a policy of continual improvement, the manufacturer reserves the right to change specifications without further notice.